



**DOSHI & SONS**  
*"THE CORE OF EVERY SENSOR"*

# ABOUT US

With over 25 years of industry experience, **Doshi and Sons** has established itself as a reliable name in the manufacturing and export of high-performance thermocouple accessories and precision brass components. Our success is built on a strong foundation of quality, innovation and customer satisfaction.

We specialize in precision-engineered components manufactured from premium materials such as Brass, Mild Steel (MS), Copper, Stainless Steel (SS) and Aluminium. Our products are crafted to meet the highest international standards for reliability and performance.

**Doshi and Sons**, founded in 1998, is a precision engineering company engaged in the manufacturing and export of thermocouple accessories and metal components. With a legacy of over **25 years**, the company has consistently delivered reliable solutions to a wide range of industries, maintaining a strong focus on quality, material integrity and customer requirements.

The company's core strength lies in its ability to manufacture high-precision components from a variety of metals including Brass, Mild Steel (MS), Copper, Stainless Steel (SS), and Aluminium. Every product is designed and manufactured in compliance with international standards to ensure durability, functionality and precision.

- **98% Success Rate**
- **25 Years Experience**
- **200+ Expert Analyst**
- **Big Collaborations**

# 1 BAYONET TYPE ASSEMBLIES



- STRAIGHT ASSEMBLY
- STRAIGHT ASSEMBLY CLOSED HOLE
- STRAIGHT ASSEMBLY WITH VARIOUS TIP LENGTH
- ROUND BUSH ASSEMBLY
- STRAIGHT ASSEMBLY BOTH SIDE WASHER TYPE
- L BEND ASSEMBLY
- L BEND ASSEMBLY CLOSED HOLE
- L TYPE WITH VARIOUS TIP LENGTH
- LRB SPRING LOADED
- BUTTERFLY ASSEMBLY
- BUTTERFLY ASSEMBLY CLOSED HOLE
- BUTTERFLY BOLT TYPE ASSEMBLY
- BUTTERFLY PART
- BOLT TYPE ASSEMBLY
- BOLT TYPE ASSEMBLY WITH WELDED BOLT
- BOLT TYPE L ASSEMBLY
- WASHER TYPE ASSEMBLY (ONE PIECE)
- WASHER TYPE ASSEMBLY (WELDED)
- LUG RIVETING TYPE
- WASHER TYPE BAYONET ASSEMBLY
- ADJUSTABLE TIP ASSEMBLY
- CHINESE ASSEMBLY
- ROTATING BAYONET TYPE ASSEMBLY
- TIP FOR SPRING HOLDER
- SPRING ROTATE STRAIGHT ASSEMBLY
- SPRING ROTATE L TYPE ASSEMBLY
- SQUARE BODY ASSEMBLY
- HOOK TYPE ASSEMBLY

# Bayonet Type Assemblies

## 1 BAYONET TYPE STRAIGHT ASSEMBLY



HOLDER I.D.	8.0, 11.3, 12.0, 12.5, 13.0, 14.0, 16.0, 17.0 MM
SLOT	SINGLE SLOT , DOUBLE SLOT.
PIPE SIZE	2.0, 3.0, 4.0, 5.0, 6.0, 8.0 MM.
TIP LENGTH	1"
PLATING	CHROME PLATING.
Custom Design	ANY DESIGN AS PER CUSTOMER SPECIFICATION IS ALSO AVAILABLE.
Pipe	OPEN, CLOSE

## BAYONET TYPE STRAIGHT ASSEMBLY CLOSED HOLE

2

HOLDER I.D.	11.30, 12.0, 12.50, 13.0, 14.0, 16.0, 17.0 MM
SLOT	SINGLE SLOT , DOUBLE SLOT.
PIPE SIZE	2.0, 3.0, 4.0, 5.0, 6.0, 8.0 MM.
TIP LENGTH	1", 2", 3", 4", 6", 8", 10", 12", 18"
PLATING	CHROME PLATING.
Custom Design	ANY DESIGN AS PER CUSTOMER SPECIFICATION IS ALSO AVAILABLE.



## 3 BAYONET TYPE STRAIGHT ASSEMBLY WITH VARIOUS TIP LENGTH



HOLDER I.D.	11.30, 12.0, 12.50, 13.0, 14.0, 16.0, 17.0 MM
SLOT	SINGLE SLOT , DOUBLE SLOT.
PIPE SIZE	2.0, 3.0, 4.0, 5.0, 6.0, 8.0 MM.
TIP LENGTH	2", 3", 4", 6", 8", 10", 12", 18"
PLATING	CHROME PLATING.
Custom Design	ANY DESIGN AS PER CUSTOMER SPECIFICATION IS ALSO AVAILABLE.

# Bayonet Type Assemblies

## 4 BAYONET TYPE ROUND BUSH ASSEMBLY



<b>HOLDER I.D.</b>	11.30, 12.0, 12.50, 13.0, 14.0, 16.0, 17.0 MM
<b>SLOT</b>	SINGLE SLOT , DOUBLE SLOT.
<b>PIPE SIZE</b>	5.0, 6.0, 8.0 MM.
<b>TIP LENGTH</b>	1", 2", 3", 4", 6", 8", 12".
<b>PLATING</b>	CHROME PLATING.
<b>Custom Design</b>	ANY DESIGN AS PER CUSTOMER SPECIFICATION IS ALSO AVAILABLE.

## BAYONET TYPE STRAIGHT ASSEMBLY BOTH SIDE WASHER TYPE 5

<b>HOLDER I.D.</b>	11.30, 12.0, 12.50, 13.0, 14.0, 16.0, 17.0 MM
<b>SLOT</b>	SINGLE SLOT , DOUBLE SLOT.
<b>PIPE SIZE</b>	5.0, 6.0, 8.0 MM.
<b>TIP LENGTH</b>	2", 3", 4", 6", 8", 10", 12", 18"
<b>PLATING</b>	CHROME PLATING.
<b>Custom Design</b>	ANY DESIGN AS PER CUSTOMER SPECIFICATION IS ALSO AVAILABLE.
<b>PIPE</b>	OPEN, CLOSE



## 6 BAYONET TYPE L BEND ASSEMBLY



<b>HOLDER I.D.</b>	11.30, 12.0, 12.50, 13.0, 14.0, 16.0, 17.0 MM
<b>SLOT</b>	SINGLE SLOT , DOUBLE SLOT.
<b>PIPE SIZE</b>	5.0, 6.0, 8.0 MM.
<b>TIP LENGTH</b>	18.00 MM
<b>PLATING</b>	CHROME PLATING.
<b>Custom Design</b>	ANY DESIGN AS PER CUSTOMER SPECIFICATION IS ALSO AVAILABLE.

# Bayonet Type Assemblies

## 7 BAYONET TYPE L BEND ASSEMBLY CLOSED HOLE



<b>HOLDER I.D.</b>	11.30, 12.0, 12.50, 13.0, 14.0, 16.0, 17.0 MM
<b>SLOT</b>	SINGLE SLOT , DOUBLE SLOT.
<b>PIPE SIZE</b>	5.0, 6.0, 8.0 MM.
<b>TIP LENGTH</b>	18.00 MM
<b>PLATING</b>	CHROME PLATING.
<b>Custom Design</b>	ANY DESIGN AS PER CUSTOMER SPECIFICATION IS ALSO AVAILABLE.

## BAYONET TYPE L TYPE WITH VARIOUS TIP

8

<b>HOLDER I.D.</b>	11.30, 12.0, 12.50, 13.0, 14.0, 16.0, 17.0 MM
<b>SLOT</b>	SINGLE SLOT , DOUBLE SLOT.
<b>PIPE SIZE</b>	5.0, 6.0, 8.0 MM.
<b>TIP LENGTH</b>	2", 3", 4", 6", 8", 10", 12", 18"
<b>Custom Design</b>	ANY DESIGN AS PER CUSTOMER SPECIFICATION IS ALSO AVAILABLE.



## 9 BAYONET TYPE LRB SPRING LOADED



<b>HOLDER I.D.</b>	11.30, 12.0, 12.50, 13.0, 14.0, 16.0, 17.0 MM
<b>SLOT</b>	SINGLE SLOT , DOUBLE SLOT.
<b>PIPE SIZE</b>	5.0, 6.0, 8.0 MM.
<b>TIP LENGTH</b>	1", 2", 3", 4", 5"
<b>PLATING</b>	CHROME PLATING.
<b>Custom Design</b>	ANY DESIGN AS PER CUSTOMER SPECIFICATION IS ALSO AVAILABLE.

# Bayonet Type Assemblies

## 10 BAYONET TYPE BUTTERFLY ASSEMBLY



<b>HOLDER I.D.</b>	11.30, 12.0, 12.50, 13.0, 14.0, 16.0, 17.0 MM
<b>SLOT</b>	SINGLE SLOT , DOUBLE SLOT.
<b>PIPE SIZE</b>	5.0, 6.0, 8.0 MM.
<b>TIP LENGTH</b>	1", 2", 3", 4", 5"
<b>PLATING</b>	CHROME PLATING.
<b>Custom Design</b>	ANY DESIGN AS PER CUSTOMER SPECIFICATION IS ALSO AVAILABLE.

## BAYONET TYPE BUTTERFLY ASSEMBLY CLOSED HOLE 11

<b>HOLDER I.D.</b>	11.30, 12.0, 12.50, 13.0, 14.0, 16.0, 17.0 MM
<b>SLOT</b>	SINGLE SLOT , DOUBLE SLOT.
<b>PIPE SIZE</b>	5.0, 6.0, 8.0 MM.
<b>TIP LENGTH</b>	1", 2", 3", 4", 5"
<b>Custom Design</b>	ANY DESIGN AS PER CUSTOMER SPECIFICATION IS ALSO AVAILABLE.



## 12 BUTTERFLY BOLT TYPE ASSEMBLY



<b>BOLT SIZE</b>	M6, M8, M10, M12, 1/4 BSW, 1/4 BSP, 1/8 BSP
<b>PLATING</b>	CHROME PLATING
<b>Custom Design</b>	ANY DESIGN AS PER CUSTOMER SPECIFICATION IS ALSO AVAILABLE.

# Bayonet Type Assemblies

## 13 BUTTERFLY PART



HOLE SIZE	3.0, 4.0, 5.0, 6.0 MM
MATERIAL	BRASS & SS
PLATING	CHROME AND BUFFING
Custom Design	ANY DESIGN AS PER CUSTOMER SPECIFICATION IS ALSO AVAILABLE.

## BOLT TYPE ASSEMBLY 14

**BOLT SIZE** M6 , M8 , M10 , M12 , 1/4 BSW , 1/8 BSP, 1/4 BSP , 5/16 UNF.

**PLATING** NICKEL PLATING



## 15 BOLT TYPE ASSEMBLY WITH WELDED BOLT



**BOLT SIZE** M6 , M8 , M10 , M12 , 1/4 BSW , 1/8 BSP, 1/4 BSP , 5/16 UNF.

**TIP** 1",2",3",4",5",6"

**MATERIAL** BRASS & SS

**PLATING** NICKEL PLATING OR BUFF

# Bayonet Type Assemblies

## 16 BOLT TYPE L ASSEMBLY



<b>BOLT SIZE</b>	M6, M8, M10, M12 ,1/4 BSW, 1/8 BSP, 1/4 BSP , 5/16 UNF.
<b>MATERIAL</b>	BRASS & SS
<b>CUSTOM DESIGN</b>	ANY DESIGN AS PER CUSTOMER SPECIFICATION IS ALSO AVAILABLE.

## WASHER TYPE ASSEMBLY (ONE PIECE) 17

<b>PIPE SIZE</b>	4.0MM, 4.70MM, 5.0 MM
<b>PIPE LENGTH</b>	7.0 MM , 20.0 MM.
<b>PLATING</b>	NICKEL PLATING.
<b>Custom Design</b>	ANY DESIGN AS PER CUSTOMER SPECIFICATION IS ALSO AVAILABLE.



## 18 WASHER TYPE ASSEMBLY ( WELDED )



<b>PIPE SIZE</b>	4.0MM , 4.70MM, 5.0 MM
<b>PIPE LENGTH</b>	20, 25, 30, 40, 50 MM
<b>PLATING</b>	CHROME PLATING
<b>Custom Design</b>	ANY DESIGN AS PER CUSTOMER SPECIFICATION IS ALSO AVAILABLE.

# Bayonet Type Assemblies

## 19 LUG RIVETING TYPE



PLATING	CHROME PLATING
CUSTOM DESIGN	ANY DESIGN AS PER CUSTOMER SPECIFICATION IS ALSO AVAILABLE.

## WASHER TYPE BAYONET ASSEMBLY 20

PIPE SIZE	5.0, 6.0, 8.0 MM.
TIP LENGTH	1", 2", 3", 4", 5", 6", 8", 12".
PLATING	CHROME PLATING.
CUSTOM DESIGN	ANY DESIGN AS PER CUSTOMER SPECIFICATION IS ALSO AVAILABLE.



## 21 BAYONET TYPE ADJUSTABLE TIP ASSEMBLY



PIPE SIZE	3.0, 4.0, 5.0 MM.
PLATING	CHROME PLATING.
CUSTOM DESIGN	ANY DESIGN AS PER CUSTOMER SPECIFICATION IS ALSO AVAILABLE.

# Bayonet Type Assemblies

## 22 CHINESE ASSEMBLY



<b>HOLDER SIZE</b>	11.30, 12.0, 12.50, 14.00 MM.
<b>PLATING</b>	CHROME PLATING.
<b>SPRING</b>	S.S. / M.S.
<b>CUSTOM DESIGN</b>	ANY DESIGN AS PER CUSTOMER SPECIFICATION IS ALSO AVAILABLE.

## ROTATING BAYONET TYPE 23

<b>SPRING ID</b>	3.0, 3.70, 4.0, 4.70, 5.0, 6.0, 6.35, 8.0 MM IN BOTH MATERIAL SS AND MS.
<b>HOLDER</b>	11.30, 12.0, 12.50, 13.0, 14.0, 15.0, 16.0, 17.0 MM WITH SINGLE / DOUBLE SLOT HOLDER.
<b>PLATING</b>	CHROME PLATING.
<b>CUSTOM DESIGN</b>	ANY DESIGN AS PER CUSTOMER SPECIFICATION IS ALSO AVAILABLE.



## 24 TIP FOR SPRING HOLDER



<b>FOR SPRING ID</b>	3.0, 3.70, 4.0, 4.70, 5.0, 6.0, 6.35, 8.0 MM
<b>MATERIAL</b>	BRASS & SS
<b>PLATING</b>	NICKEL PLATING & BUFFING
<b>CUSTOM DESIGN</b>	ANY DESIGN AS PER CUSTOMER SPECIFICATION IS ALSO AVAILABLE.

# Bayonet Type Assemblies

## 25 BAYONET TYPE SPRING ROTATE STRAIGHT ASSEMBLY



PIPE SIZE	4.70, 5.0, 6.0 MM.
HOLDER SIZE	11.30, 12.0, 12.50, 13.0, 14.0, 15.0, 16.0, 17.0 MM WITH SINGLE / DOUBLE SLOT HOLDER.
TIP LENGTH	100, 150, 200, 250, 300 MM.
PLATING	CHROME PLATING.
CUSTOM DESIGN	ANY DESIGN AS PER CUSTOMER SPECIFICATION IS ALSO AVAILABLE.

## SPRING ROTATE L TYPE ASSEMBLY 26

PIPE SIZE	4.70, 5.0, 6.0 MM.
HOLDER SIZE	11.30, 12.0, 12.50, 13.0, 14.0, 15.0, 16.0, 17.0 MM WITH SINGLE / DOUBLE SLOT HOLDER.
TIP LENGTH	100, 150, 200, 250, 300 MM.
PLATING	CHROME PLATING.
CUSTOM DESIGN	ANY DESIGN AS PER CUSTOMER SPECIFICATION IS ALSO AVAILABLE.



## 27 SQUARE BODY ASSEMBLY



PIPE SIZE	5.0, 6.0 MM.
TIP SIZE	10.0, 12.0, 15.0 MM
MATERIAL	ASSEMBLY - BRASS , TIP - SS
CUSTOM DESIGN	ANY DESIGN AS PER CUSTOMER SPECIFICATION IS ALSO AVAILABLE.

# Bayonet Type Assemblies

## 28 HOOK TYPE ASSEMBLY



PIPE SIZE	4.0, 4.70, 5.0, 6.0 MM
TIP SIZE	15.0, 20.0, 30.0, 35.00 MM
PLATING	CHROME PLATING.

## ADAPTORS AND HOLDERS

- ADAPTORS
- HOLDERS



# Adaptors and Holders

## 1 ADAPTORS



<b>THREAD SIZE</b>	1/2 BSW, 1/4 BSP, 1/8 BSP, 1/8 NPT, 3/8 BSP, 5/16 BSW, 5/8 BSW, M8 , M10 , M12 , M14.
<b>LENGTH</b>	FROM 20 MM UPTO 200MM.
<b>PIN</b>	SINGLE PIN OR DOUBLE PIN
<b>PLATING</b>	CHROME & NICKEL
<b>Custom Design</b>	ANY DESIGN AS PER CUSTOMER SPECIFICATION IS ALSO AVAILABLE.

## HOLDERS 2

<b>SIZE</b>	8.0, 10.0, 11.30, 12, 12.5, 13.0, 14.0, 15.0, 16.0, 17.0, 20.0 MM.
<b>SLOT</b>	SINGLE SLOT , DOUBLE SLOT.
<b>PLATING</b>	CHROME & NICKEL
<b>Custom Design</b>	ANY DESIGN AS PER CUSTOMER SPECIFICATION IS ALSO AVAILABLE.




## 3 SPRINGS AND SS PIPES



- SPRINGS
- SS PIPES

# Springs and SS Pipes

## 1 SPRINGS



<b>HOLE SIZE</b>	3.0, 4.0, 4.5, 4.7, 5.0, 6.0, 8.0, 10.0, 12.0, TAPER SPRING
<b>LENGTH</b>	2" UPTO 1 METER
<b>Custom Design</b>	ANY DESIGN AS PER CUSTOMER SPECIFICATION IS ALSO AVAILABLE.

## SS PIPES 2

<b>SIZE</b>	3.0 MM, 4.0 MM, 4.7 MM, 5.0 MM, 6.0 MM, 8.0 MM, 10.0 MM., 12.0 MM, 19.0 MM , 22.0 MM
<b>SS GRADE</b>	SS 202 , SS 304 , SS 316
<b>LENGTH</b>	2", 3", 4", 5", 6", 8", 10", 12"
<b>Custom Design</b>	ANY DESIGN AS PER CUSTOMER SPECIFICATION IS ALSO AVAILABLE.



## 4 THERMO COUPLE HEAD TYPE



- WEATHER PROOF HEAD (IP 65)
- HINGED TYPE HEAD (HIGH TEMPERATURE)
- MINI HEAD
- FLAME PROOF HEAD
- PLASTIC HEAD (PVC HEAD)
- SS HEAD
- KNE TYPE HEAD
- DOUBLE ENTRY HEAD
- SS MINI
- SS BIG HEAD

# Head Type

## 1 WEATHER PROOF HEAD (IP 65)



<b>BOTTOM ENTRY HOLE</b>	3.0 MM, 6.0 MM, 8.0 MM, 10.0 MM, 11.0 MM, 12.0 MM, 13.0 MM, 19.2 MM, 22.0 MM, 25.0 MM.
<b>BOTTOM ENTRY THREAD</b>	M12.00, 1/4 BSP, 3/8 BSP, 1/2 BSP, 3/4 BSP.
<b>CABLE ENTRY</b>	3/4 ET, 1/2 BSP, PG9, PG11, M20
<b>COLOUR</b>	BLACK, RED, SIMENS GREY, SIMENS GREY STRUCTURE, SKY BLUE, PEPSI BLUE, YELLOW , WHITE , GREEN.
<b>Custom Design</b>	ANY DESIGN AS PER CUSTOMER SPECIFICATION IS ALSO AVAILABLE.

# Head Type

## 2 HINGED TYPE HEAD (HIGH TEMPERATURE)



<b>BOTTOM ENTRY</b>	19.0 MM, 20.5 MM, 22.5 MM, 26.5 MM, 32.5 MM, ½ BSP .
<b>CABLE ENTRY</b>	¾ ET
<b>COLOUR</b>	BLACK, RED, SIMENS GREY, SIMENS GREY STRUCTURE, SKY BLUE, PEPSI BLUE, YELLOW , WHITE , GREEN.
<b>Custom Design</b>	ANY DESIGN AS PER CUSTOMER SPECIFICATION IS ALSO AVAILABLE.

## MINI HEAD 3

<b>BOTTOM ENTRY</b>	¼ BSP
<b>CABLE ENTRY</b>	¼ BSP.
<b>COLOUR</b>	BLACK, RED, SIMENS GREY, SIMENS GREY STRUCTURE, SKY BLUE, PEPSI BLUE, YELLOW , WHITE , GREEN.
<b>Custom Design</b>	ANY DESIGN AS PER CUSTOMER SPECIFICATION IS ALSO AVAILABLE.



## 4 FLAME PROOF HEAD



<b>BOTTOM ENTRY</b>	½ BSP
<b>CABLE ENTRY</b>	¾ BSCON (ET)
<b>COLOUR</b>	BLACK, RED, SIMENS GREY, SIMENS GREY STRUCTURE, SKY BLUE, PEPSI BLUE, YELLOW , WHITE , GREEN.
<b>Custom Design</b>	ANY DESIGN AS PER CUSTOMER SPECIFICATION IS ALSO AVAILABLE.

# Head Type

## 5 PLASTIC HEAD ( PVC HEAD)



BOTTOM ENTRY	6.0 MM
COLOUR	BLACK

## SS HEAD 6

BOTTOM ENTRY	1/2 BSP
CABLE ENTRY	3/4 ET
MATERIAL	SS 304 , SS 316



## 7 KNE TYPE HEAD



BOTTOM ENTRY	1/2 BSP
CABLE ENTRY	1/2 BSP
COLOUR	SILVER PAINT COLOUR, POWDER COATING
Custom Design	ANY DESIGN AS PER CUSTOMER SPECIFICATION IS ALSO AVAILABLE.

# Head Type

## 8 DOUBLE ENTRY HEAD



BOTTOM ENTRY	1/2 BSP , M12 , 1/4 BSP
CABLE ENTRY	3/4 ET , 1/2 BSP , 1/2 NPT
CUSTOM DESIGN	ANY DESIGN AS PER CUSTOMER SPECIFICATION IS ALSO AVAILABLE.

## SS MINI 9

BOTTOM ENTRY	1/4 BSP.
CABLE ENTRY	1/4 BSP.
MATERIAL	SS 304, SS 316



## 10 SS BIG HEAD



BOTTOM ENTRY	1/4 BSP
CABLE ENTRY	3/4 ET
MATERIAL	SS 304, SS 316

## 5 CERAMIC DISH AND INSULATORS



- SIMPLEX 2 WAY
- DUPLEX 4 WAY
- 2 WAY VERTICAL FOR RTD
- 3 WAY VERTICAL FOR RTD
- 4 WAY VERTICAL FOR RTD
- 3 WAY VERTICAL FOR RTD INDIRECT
- 6 WAY VERTICAL FOR RTD INDIRECT
- 3 WAY VERTICAL FOR RTD DIRECT
- 6 WAY VERTICAL FOR RTD DIRECT
- 8 WAY VERTICAL FOR RTD
- 3 WAY VERTICAL LONG TERMINAL FOR RTD
- 3 WAY VERTICAL LONG TERMINAL FOR RTD IN INDIRECT
- 3 WAY VERTICAL LONG TERMINAL FOR RTD DIRECT
- 6 WAY VERTICAL LONG TERMINAL FOR RTD INDIRECT
- 6 WAY VERTICAL LONG TERMINAL FOR RTD DIRECT
- 2 WAY L TC INDIRECT
- 2 WAY L TC DIRECT
- 3 WAY L TC INDIRECT
- 3 WAY L TC DIRECT
- 4 WAY L TC INDIRECT
- 4 WAY L TC DIRECT
- 6 WAY L TC INDIRECT
- 6 WAY L TC DIRECT
- 2 WAY ABCD
- 3 WAY ABCD
- 4 WAY ABCD
- 2 WAY ABCD WITH LUGS
- 3 WAY ABCD WITH LUGS
- 4 WAY ABCD WITH LUGS
- 4 WAY BIG DISH (S TYPE)
- 4 WAY SATHIYA TYPE (K TYPE)
- CER DISH FOR MINI HEAD
- ROUND TERMINAL DISH
- CER BLOCK WITH SS CIRCLE & GASKET FITTING
- FLOWER SPRING LOADED
- INSULATOR (CERAMIC BITS)

# Ceramic Dish and Insulators



**SIMPLEX 2 WAY**



**DUPLEX 4 WAY**



**2 WAY VERTICAL FOR RTD**



**3 WAY VERTICAL FOR RTD**



**4 WAY VERTICAL FOR RTD**



**3 WAY VERTICAL FOR RTD INDIRECT**



**6 WAY VERTICAL FOR RTD INDIRECT**



**3 WAY VERTICAL FOR RTD DIRECT**



**6 WAY VERTICAL FOR RTD DIRECT**



**8 WAY VERTICAL FOR RTD DIRECT**



**3 WAY VERTICAL LONG TERMINAL FOR RTD**



**3 WAY VERTICAL LONG TERMINAL FOR RTD INDIRECT**

# Ceramic Dish and Insulators



**3 WAY VERTICAL LONG  
TERMINAL FOR RTD DIRECT**



**6 WAY VERTICAL LONG  
TERMINAL FOR RTD INDIRECT**



**6 WAY VERTICAL LONG  
TERMINAL FOR RTD DIRECT**



**2 WAY L TC INDIRECT**



**2 WAY L TC DIRECT**



**3 WAY L TC INDIRECT**



**3 WAY L TC DIRECT**



**4 WAY L TC INDIRECT**



**4 WAY L TC DIRECT**



**6 WAY L TC INDIRECT**



**6 WAY L TC DIRECT**



**2 WAY ABCD**

# Ceramic Dish and Insulators



3 WAY ABCD



4 WAY ABCD



2 WAY ABCD WITH LUGS



3 WAY ABCD WITH LUGS



4 WAY ABCD WITH LUGS



4 WAY BIG DISH (S TYPE)



4 WAY SATHIYA TYPE (K TYPE)



CER DISH FOR MINI HEAD



ROUND TERMINAL DISH



CER BLOCK WITH SS CIRCLE & GASKET FITTINGS



FLOWER SPRING LOADED



INSULATOR ( CERAMIC BITS )

## 6 COMPRESSION & FIXED FITTINGS



- BRASS COMPRESSION FITTINGS (ADJUSTABLE FERRULE FITTINGS)
- BRASS FIX FITTINGS (PLUG)
- SS COMPRESSION FITTINGS (ADJUSTABLE FERRULE FITTINGS)
- SS FIX FITTINGS (PLUG)
- SS PLUG WITH WELDED PIPE

# Compression And Fixed Fittings

## 1 BRASS COMPRESSION FITTING (ADJUSTABLE FERRULE FITTINGS)



<b>THREAD SIZE</b>	1/8" BSP, 1/8" NPT, 1/4" BSP, 1/4" NPT, 3/8" BSP, 3/8" NPT, 1/2" BSP, 1/2" NPT, 3/4" BSP, 1" BSP, 1.25" BSP
<b>HOLE SIZE</b>	3.0, 4.0, 4.7, 5.0, 6.0, 8.0, 10.0, 12.0 MM.
<b>PLATING</b>	CHROME PLATING
<b>Custom Design</b>	ANY DESIGN AS PER CUSTOMER SPECIFICATION IS ALSO AVAILABLE.

## BRASS FIX FITTING (PLUG) 2



<b>THREAD SIZE</b>	1/4 BSP, 3/8 BSP, 1/2 BSP, 3/4 BSP, 1" BSP
<b>HOLE SIZE</b>	3.0, 4.0, 4.5, 5.0, 6.0, 8.0, 10.0 MM.
<b>PLATING</b>	CHROME PLATING (IF REQUIRED).
<b>Custom Design</b>	ANY DESIGN AS PER CUSTOMER SPECIFICATION IS ALSO AVAILABLE.

## 3 SS COMPRESSION FITTINGS (ADJUSTABLE FERRULE FITTINGS)



<b>THREAD SIZE</b>	1/8" BSP, 1/8" NPT, 1/4" BSP, 1/4" NPT, 3/8" BSP, 3/8" NPT, 1/2" BSP, 1/2" NPT, 3/4" BSP, 3/4" NPT, 1" BSP (BOTH), M16
<b>HOLE SIZE</b>	3.0, 4.0, 5.0, 6.0, 8.0, 10.0, 12.0, 16.0
<b>FINISHING</b>	BUFFING
<b>Custom Design</b>	ANY DESIGN AS PER CUSTOMER SPECIFICATION IS ALSO AVAILABLE.

# Compression And Fixed Fittings

## 4 SS FIX FITTINGS (PLUG)



<b>THREAD SIZE</b>	1/8" BSP, 1/8" NPT, 1/4" BSP, 3/8" BSP, 3/8" NPT, 1/2" BSP, 1/2" NPT, 3/4" BSP, 3/4" NPT, 1.0" BSP
<b>HOLE SIZE</b>	3.0, 4.0, 5.0, 6.0, 8.0, 10.0, 12.0, 16.0, 17.0, 21.0, 22.0, 25.0
<b>FINISHING</b>	BUFFING

## SS PLUG WITH WELDED PIPE 5



<b>THREAD SIZE</b>	1/4 BSP, 3/8 BSP, 1/2 BSP, 3/4 BSP, 1" BSP, M12, M16, M27
<b>PIPE SIZE</b>	4.0, 5.0, 6.0, 8.0, 9.5, 12.0
<b>FINISHING</b>	BUFFING

## 7 OTHER ACCESSORIES FOR TEMPERATURE SENSORS



- ALUMINIUM OVAL FLANGE
- ALUMINIUM ROUND FLANGE
- CABLE GLAND (BRASS)
- SS BASE PLATE (SS CIRCLE)
- GASKET
- SPRING LOADED CIRCLE
- SPRING LOADED CIRCLE WITH WELDED PIPE
- CLIP FOR HINGES TYPE HEAD
- MGO POWDER
- ALUMINIUM HANDLE
- POT - SEAL SQUARE
- POT - SEAL ROUND
- THERMOCOUPLE CONNECTOR BRACKET (I CLIP)
- MINERAL INSULATED CABLE WITH JUNCTION
- SURFACE PROBE SENSORS ACCESSORIES
- THERMOWELL BRASS – ONE PIECE
- THERMOWELL FITTINGS – SS
- THERMOWELL FITTINGS – SS – WELDED
- THERMOWELL FLANGE TYPE
- SQUARE FLANGE TYPE

# Other Accessories For Temperature

## 1 ALUMINIUM OVAL FLANGE



### HOLE SIZE

6.0 MM, 8.0 MM, 10.0 MM, 15.0 MM, 19.0 MM, 22.0 MM, 25.0 MM, 32.0 MM, 1/4 BSP.

### COLOUR

BLACK, RED, SIMENS GREY, SIMENS GREY STRUCTURE, SKY BLUE, PEPSI BLUE, YELLOW, WHITE, GREEN.

### Custom Design

ANY DESIGN AS PER CUSTOMER SPECIFICATION IS ALSO AVAILABLE.

## ALUMINIUM ROUND FLANGE 2

### HOLE SIZE

6.0 MM, 8.0 MM, 10.0 MM, 15.0 MM, 19.0 MM, 22.0 MM, 25.0 MM, 32.0 MM.

### COLOUR

BLACK, RED, SIMENS GREY, SIMENS GREY STRUCTURE, SKY BLUE, PEPSI BLUE, YELLOW, WHITE, GREEN.

### Custom Design

ANY DESIGN AS PER CUSTOMER SPECIFICATION IS ALSO AVAILABLE.



## 3 CABLE GLAND (BRASS)



### SIZE

3/4 ET SINGLE COMPRESSION, 3/4 ET DOUBLE COMPRESSION, 3/4 NPT DOUBLE COMPRESSION, M20 \* 1.50 DOUBLE COMPRESSION.

### Custom Design

ANY DESIGN AS PER CUSTOMER SPECIFICATION IS ALSO AVAILABLE.

# Other Accessories For Temperature

## 4 SS BASE PLATE (SS CIRCLE)



SIZE	9 HOLE (OD 42.0 MM), CAPSULE TYPE (OD 42.0 MM), SMALL CIRCLE (OD 25.0 MM)
PIPE SIZE	3.0, 4.0, 6.0, 8.0.

## GASKET 5

SIZE	9 HOLE (OD 42.0 MM), CAPSULE TYPE (OD 42.0 MM)
PIPE SIZE	3.0 MM, 6.0 MM, 8.0 MM.
COLOUR	GREEN.



## 6 SPRING LOADED CIRCLE



SIZE	9 HOLE (OD 42.0 MM), CAPSULE TYPE (OD 42.0 MM).
PIPE SIZE	3.0, 6.0, 8.0 MM.

# Other Accessories For Temperature

## 7 SPRING LOADED CIRCLE WITH WELDED PIPE



SIZE	9 HOLE (OD 42.00 MM), CAPSULE TYPE (OD 42.00 MM).
PIPE SIZE	3.00, 4.00, 5.00, 6.00, 8.00, 10.00 MM.

## CLIP FOR HINGES TYPE HEAD 8

MATERIAL	M.S.
PLATING	NICKEL PLATING



## 9 MGO POWDER



**Insulation :** The primary function of MgO powder in thermocouples is to provide electrical insulation between the thermocouple wires and the metal sheath that encloses them. This prevents short circuits and ensures accurate temperature readings.

**Physical Support :** The MgO powder acts as a filler material, providing structural support to the thermocouple wires within the metal sheath. This helps to protect the wires from mechanical damage and vibration.

**Corrosion Resistance :** MgO powder is highly resistant to corrosion, which is important for thermocouples used in harsh environments.

# Other Accessories For Temperature

## 10 ALUMINIUM HANDLE



THREAD SIZE	1/4 BSP, 7/16 UNF, M8.
MATERIAL	ALUMINIUM
COLOUR	ANY AS PER REQUIREMENT

## POT SEAL SQUARE 11

HOLE SIZE	1.00 MM , 1.50 MM , 2.00 MM , 3.00 MM , 4.50 MM , 6.00 MM
CONNECTOR	FOR BIG AND SMALL CONNECTOR
MATERIAL	BRASS
PLATING	NICKEL
CUSTOM DESIGN	ANY DESIGN AS PER CUSTOMER SPECIFICATION IS ALSO AVAILABLE.



## 12 POSTSEAL ROUND



HOLE SIZE	1.00 MM , 1.50 MM , 3.00 MM , 4.50 MM , 6.00 MM , 8.00 MM.
MATERIAL	BRASS & SS
LENGTH	35 MM, 40 MM, 50 MM.
PLATING	NICKLE AND BUFFING.

ANY DESIGN AS PER CUSTOMER SPECIFICATION IS ALSO AVAILABLE.

# Other Accessories For Temperature

## 13 THERMOCOUPLE CONNECTOR BRACKET (I CLIP)



I CLIPS OF TWO SIZES ARE AVAILABLE FOR BIG CONNECTOR & FOR SMALL CONNECTOR.

## MINERAL INSULATED CABLE WITH JUNCTION 14

M.I. SIZE	0.50 , 1.0 , 1.50 , 3.0 , 4.5 , 6.0 , 8.0
MATERIAL	SS 310 , 316 , INCONEL.
JUNCTION	GROUNDING & UNGROUNDING
TYPE	SIMPLEX / DUPLEX



## 15 SURFACE PROBE SENSORS ACCESSORIES



PIPE SIZE	3.0 , 4.0 , 5.0 , 6.0 , 8.0
MATERIAL	S.S.

# Other Accessories For Temperature

## 16 THERMOWELL BRASS - ONE PIECE



THREAD SIZE	1/4 BSP , 1/8 BSP , 1/2 BSP , 3/4 BSP
PLATING	CHROME PLATING / W/O PLATING
TIP LENGTH	1" , 2" , 3" , 4" , 6" , 8"

## THERMOWELL FITTINGS - SS 17

THREAD SIZE	1/4 BSP , 1/4 NPT 1/2 BSP , 1/2 NPT , 3/4 BSP , 3/4 NPT , 1" BSP
HOLE SIZE	AS PER REQUIRMENT
FINSHING	BUFFING



## 18 THERMOWELL FITTINGS - SS - WELDED



THREAD SIZE	1/4 BSP , 1/4 NPT 1/2 BSP , 1/2 NPT , 3/4 BSP , 3/4 NPT , 1" BSP
PIPE SIZE	8.0 , 10.0 , 12.0 , 16.0 ETC.
PIPE QUALITY	SS 304 , SS 316 , INCONEL.
FINISHING	BUFFING

# Other Accessories For Temperature

## 19 THERMOWELL FLANGE TYPE



FLANGE SIZE	1" , 2" , 3" , 4" ETC.
MATERIAL	SS 304 , SS 316
FINISHING	BUFFING

## SQUARE FLANGE TYPE 20

SQUARE SIZE	1" , 2" , 3" , 4" ETC.
MATERIAL	SS 304
FINISHING	BUFFING



## 8 THERMOCOUPLE CONNECTORS



- THERMOCOUPLE CONNECTORS

# Thermocouple Connectors

## 1 Thermocouple Connectors



### MINATURE FLAT PIN CONNECTORS

K , J , N , T , R/S TYPE , 2 PIN RTD

### ROUND PIN CONNECTORS

K , J , N , T , R/S TYPE , 3 PIN RTD

### CERAMIC FLAT/ROUND PIN CONNECTORS

K , R/S TYPE

### PANEL MOUNT CONNECTORS

K , J , T - FOR FLAT PIN AND ROUND PIN CONNECTORS

### SUB MINATURE CONNECTORS

K TYPE - YELLOW AND GREEN

## 9 TEMPERATURE TRANSMITTER



- TEMPERATURE TRANSMITTER
- DIN RAIL TEMPERATURE TRANSMITTER

# Temperature Transmitter

## 1 TEMPERATURE TRANSMITTER



INPUT TYPES	RTDS, THERMOCOUPLES, MV, RESISTANCE
INPUT RANGE	RTD: -200°C TO +1400°C (E.G., PT100), TC: UP TO 1800°C
ACCURACY	±0.1% OF SPAN (TYPICAL)
OUTPUT SIGNAL	4-20 MA (2-WIRE), HART 7.0, MODBUS RTU (OPTIONAL)
POWER SUPPLY	8-36 VDC (LOOP-POWERED)
Isolation	1500 V AC RMS between input/output/power
RESPONSE TIME	<500 MS
STORAGE TEMPERATURE	-40°C TO +85°C
EMC COMPLIANCE	IEC 61326, NAMUR NE21
HOUSING PROTECTION	IP65/IP67 (HEAD-MOUNTED)

INPUT TYPES	RTDS, THERMOCOUPLES, MV, RESISTANCE
INPUT RANGE	RTD: -200°C TO +1400°C (E.G., PT100), TC: UP TO 1800°C
ACCURACY	±0.1% OF SPAN (TYPICAL)
OUTPUT SIGNAL	4-20 MA (2-WIRE), HART 7.0, MODBUS RTU (OPTIONAL)
POWER SUPPLY	8-36 VDC (LOOP-POWERED)
Isolation	1500 V AC RMS between input/output/power
RESPONSE TIME	<500 MS
STORAGE TEMPERATURE	-40°C TO +85°C
EMC COMPLIANCE	IEC 61326, NAMUR NE21
HOUSING PROTECTION	IP45 (PANEL-MOUNT)

## DIN RAIL TEMPERATURE TRANSMITTER 2



# 10 RTD SENSORS



- JUMO MAKE
- IST MAKE

# Rtd Sensors

Platinum Resistance Temperature Detectors (RTDs), which are widely used for accurate and reliable temperature measurement across various industrial applications. RTD sensors work on the principle that the electrical resistance of a metal changes with temperature. Among all RTD materials, platinum is

## Key Features:

- High Accuracy & Repeatability
- Ideal for applications requiring precise temperature control.
- Excellent Stability Over Time
- Platinum's chemical inertness ensures long-term reliability.
- Wide Temperature Range
- Typically from  $-200^{\circ}\text{C}$  to  $+850^{\circ}\text{C}$  (depending on design)

### 1 JUMO MAKE



### 2 IST MAKE



PT 100	CLASS A : $-70^{\circ}$ TO $500^{\circ}$ CLASS AA : $-70^{\circ}$ TO $500^{\circ}$ CLASS B : $-70^{\circ}$ TO $400^{\circ}$ CLASS C : $-70^{\circ}$ TO $500^{\circ}$
PT 1000	CLASS A & B
PT 100 FOR 2.0 MM	CLASS B

PT 100	CLASS A : $-200^{\circ}$ TO $300^{\circ}$ , $400^{\circ}$ , $600^{\circ}$ CLASS B : $-200^{\circ}$ TO $300^{\circ}$ , $400^{\circ}$ , $600^{\circ}$
PT 1000	CLASS A , B
1/3 DIN	CLASS AA
PT 100 FOR 2.0 MM	CLASS A , B
1/10 DIN	CLASS B

# 11 OTHER ENGINEERING PRODUCTS



- CONTACT FOR 11 KV SWITCHES
- ENGINEERING PRODUCTS
- TEXTILE PIN BAR
- BOLTS
- SPACERS

# Other Engineering Products

## 1 CONTACT FOR 11 KV SWITCHES



**MATERIAL** BRASS

## ENGINEERING PRODUCTS

2

**MATERIAL** BRASS , M.S. , S.S , COPPER , ALUMINIUM

**CUSTOM DESIGN** ALL ENGINEERING PRODUCTS AS PER REQUIREMENT WILL BE MANUFACTURED.



## 3 TEXTILE PIN BAR



**MATERIAL** BRASS

**SIZES** ARTOS , HARISH , SUPRA ETC.

# Other Engineering Products

## 4 BOLTS



<b>MATERIAL</b>	BRASS , M.S. , S.S.
<b>SIZE</b>	M4 , M5 , M6 , M8 , M10 , M12 , 1/4 BSW , 1/4 BSP ETC.

## 5 SPACERS



<b>MATERIAL</b>	BRASS , M.S. , S.S.
<b>SIZE</b>	M2 , M2.5 , M3 , M4 , M5 , M6 , M8
<b>LENGTH</b>	10 , 12 , 16 , 20 , 30 , 50 , 59 , 70 ETC..
<b>PLATING</b>	NICKEL PLATING OR BUFFING

# THERMOCOUPLE HEADS





 **Locate Us**

C-48/1, M. P. Shah  
Industrial Estate, Saru  
Section Road, Jamnagar,  
Gujarat – 361002.

 **Website**  
[www.doshinsons.com](http://www.doshinsons.com)

 **Email US**

[info@doshinsons.com](mailto:info@doshinsons.com)  
[doshi\\_sons@yahoo.com](mailto:doshi_sons@yahoo.com)


 **Call US**

**Nilesh Doshi :**  
+91 94264 33702


**Dishant Doshi :**  
+91 88662 82072

**Connect With US**

@doshinsons

 doshinsons

 Doshi & Sons

 Doshi & Sons